

STEP-BY-STEP:

CREATE A LIST OF COMPANIES OPERATING IN A SPECIFIC INDUSTRY USING FACTIVA AND MARKETLINE

Use this document to create a list of companies operating in a specific industry with the following databases:

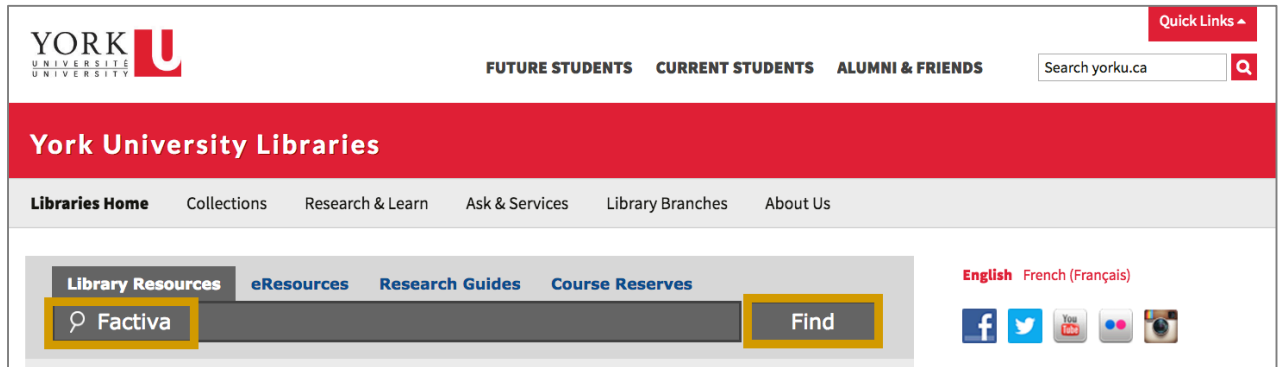
FACTIVA 2

MARKETLINE..... 5

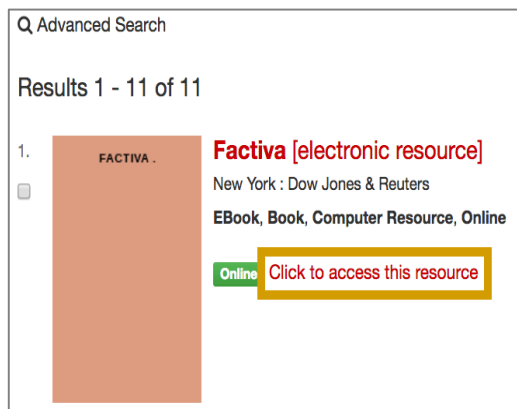
FACTIVA

Use Factiva to create a high-level list of companies operating in a specific industry. Factiva does not allow you to create company lists for specific geographic regions (i.e. city-level, province-level).

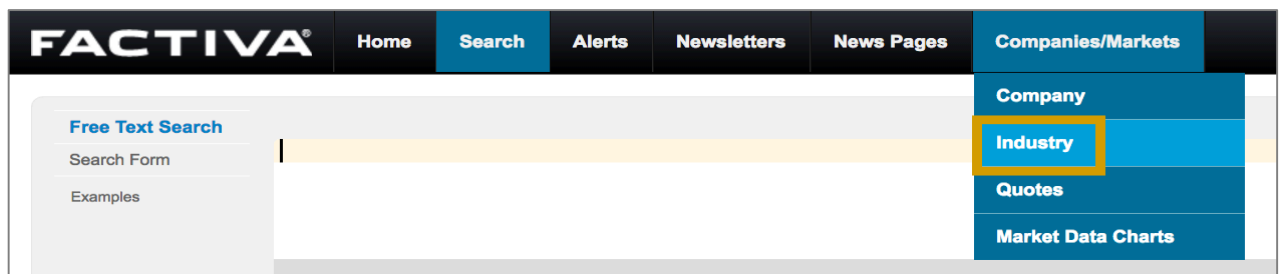
- 1 Start at the York University Libraries [homepage](#). Enter **Factiva** in the search bar, and click **Find**.




- 2 Click **Click to access this resource**.



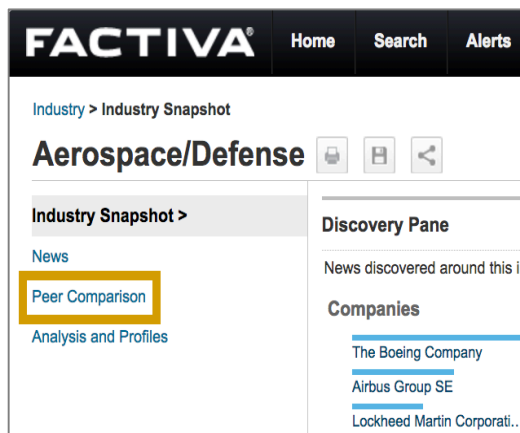
- 3 Hover over **Companies/Markets** and select **Industry** from the dropdown menu.



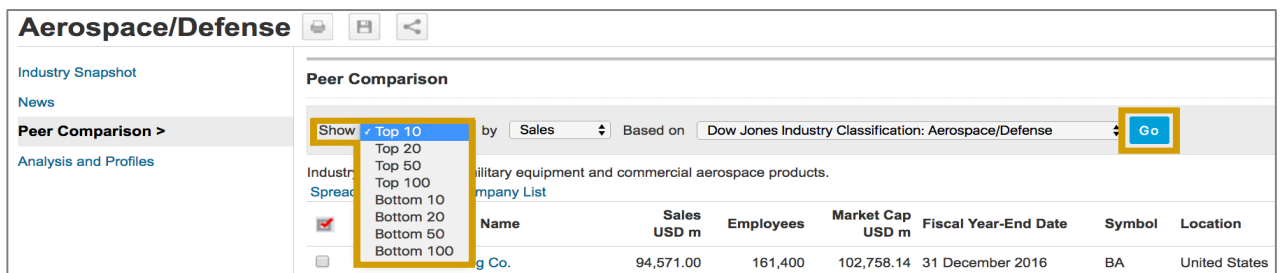
- 4 Select the industry you are interested in from the list (e.g. Aerospace/Defense). For a brief description of the industry, you can also click the “i” icon before proceeding.



- 5 Click **Peer Comparison** under Industry Snapshot to generate a list of companies in the industry.



- 6 Use the dropdown list to display a specific number of companies in the industry (e.g. Top 10, Top 20) and click **Go**.



7 Click **Spreadsheet** to save your list into Excel.

Peer Comparison

Show by Based on

Industry Description: All military equipment and commer

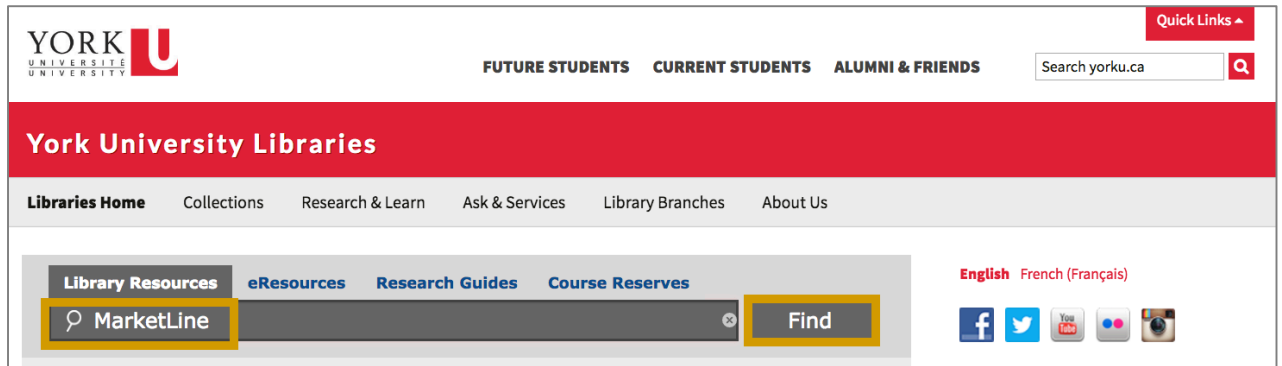
[Spreadsheet](#) [Add to Company List](#)

<input checked="" type="checkbox"/>	Rank	Company Name	Sales USD m	E
<input type="checkbox"/>	1	The Boeing Co.	94,571.00	
<input type="checkbox"/>	2	Airbus Group SE	69,296.64	

MARKETLINE ADVANTAGE

MarketLine Advantage provides industry, company and country information in standardized reports that allow for easy comparison. You can use it to create company lists in specific geographic regions to the country-level.


- 1 Start at the York University Libraries [homepage](#). Enter **MarketLine** in the search bar, and click **Find**.



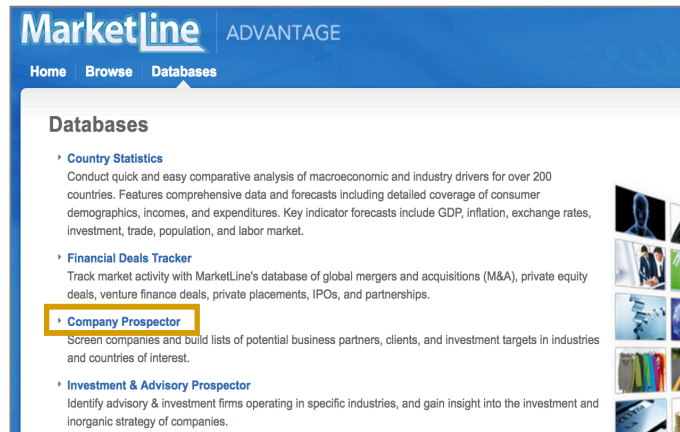
- 2 Click **Click to access this resource**.



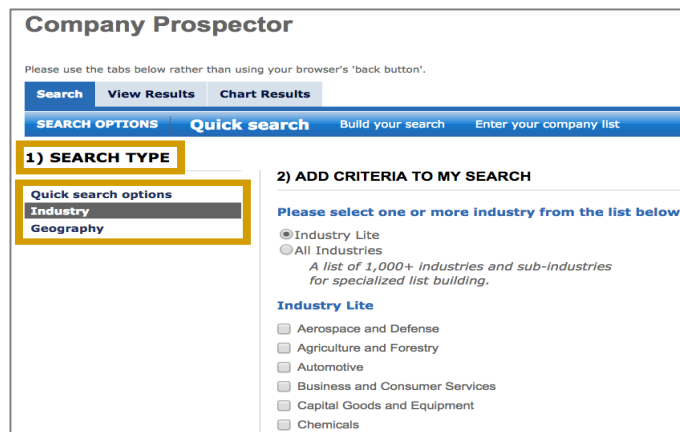
3 Click **Databases**.



4 Click **Company Prospector** to build a list of companies in the industry you are interested in.



5 You can look up companies using 3 types of filters located under SEARCH TYPE (the first column title): **Quick search options**, **Industry**, and **Geography**. Click on **Industry** to start your search.



- 6 Select the desired industry from the **Industry Lite** list in the second column. This automatically adds the filter to the third column, CONFIRM MY CURRENT SEARCH.

<p>1) SEARCH TYPE</p> <p>Quick search options</p> <p>Industry</p> <p>Geography</p>	<p>2) ADD CRITERIA TO MY SEARCH</p> <p>Please select one or more industry from the list below</p> <p><input type="radio"/> Industry Lite</p> <p><input type="radio"/> All Industries</p> <p><i>A list of 1,000+ industries and sub-industries for specialized list building.</i></p> <p>Industry Lite</p> <p><input checked="" type="checkbox"/> Aerospace and Defense</p> <p><input type="checkbox"/> Agriculture and Forestry</p> <p><input type="checkbox"/> Automotive</p> <p><input type="checkbox"/> Business and Consumer Services</p> <p><input type="checkbox"/> Capital Goods and Equipment</p> <p><input type="checkbox"/> Chemicals</p>	<p>3) CONFIRM MY CURRENT SEARCH</p> <p>INDUSTRY (Industry Lite) Aerospace and Defense</p> <p><input type="button" value="Clear All"/></p> <p><input type="button" value="View Results"/></p> <p><input type="button" value="Chart Results"/></p>
--	---	--

- 7 To add a location to your search, click **Geography** in the first column. Select the country from the **Detailed Geography List** in the second column. This automatically adds the filter to the third column, CONFIRM MY CURRENT SEARCH.

<p>1) SEARCH TYPE</p> <p>Quick search options</p> <p>Industry</p> <p>Geography</p>	<p>2) ADD CRITERIA TO MY SEARCH</p> <p>Geography</p> <p>Detailed Geography List</p> <p>All</p> <ul style="list-style-type: none"> <input type="checkbox"/> Asia-Pacific <input type="checkbox"/> Europe <input type="checkbox"/> Middle East and Africa <input type="checkbox"/> North America <input checked="" type="checkbox"/> Canada <input type="checkbox"/> United States <input type="checkbox"/> South and Central America 	<p>3) CONFIRM MY CURRENT SEARCH</p> <p>GEOGRAPHY (Detailed) North America OR (Detailed) Canada</p> <p><input type="button" value="Clear All"/></p> <p><input type="button" value="View Results"/></p> <p><input type="button" value="Chart Results"/></p>
--	---	---

- 8 To add a business filter (i.e. revenue) to your search, click **Quick search options** in the first column. Then select one of the options under **Build a list of companies**. This automatically adds the filter to the third column, CONFIRM MY CURRENT SEARCH.

<p>1) SEARCH TYPE</p> <p>Quick search options</p> <p>Industry</p> <p>Geography</p>	<p>2) ADD CRITERIA TO MY SEARCH</p> <p>Build a list of companies:</p> <p><input type="radio"/> M&A Deals announced (by value) – ttm</p> <p><input type="radio"/> Private Equity announced (by value) – ttm</p> <p><input type="radio"/> By Capital raised (US\$m) - ttm</p> <p><input type="radio"/> By Alliances/Agreements signed – ttm</p> <p><input type="radio"/> Looking for investment – ttm</p> <p><input checked="" type="radio"/> Ranked by revenue (descending)</p> <p><input type="radio"/> Ranked by employee numbers (descending)</p>	<p>3) CONFIRM MY CURRENT SEARCH</p> <p>QUICK SEARCH OPTIONS Ranked by revenue (descending)</p> <p>INDUSTRY (Industry Lite) Aerospace and Defense</p> <p>GEOGRAPHY (Detailed) Canada</p> <p><input type="button" value="Clear All"/></p> <p><input type="button" value="View Results"/></p> <p><input type="button" value="Chart Results"/></p>
--	---	--

9 Click **View Results** to see your list of companies.

3) CONFIRM MY CURRENT SEARCH

QUICK SEARCH OPTIONS Ranked by revenue (descending)

INDUSTRY (Industry Lite) Aerospace and Defense

GEOGRAPHY (Detailed) Canada

[Clear All](#) [View Results](#) [Chart Results](#)

10 To export your list of companies to Excel, click **Select All**, and click **Excel**. This opens a pop-up with more filter options you can include before you download your Excel list.

[Search](#) [View Results](#) [Chart Results](#)

Extract 120 selected Companies to Excel

[Select All](#) [Clear All](#)

INDUSTRY : Aerospace and Defense GEOGRAPHY : Canada QUICKSEARCH : Ranked by revenue (descending)

Displaying 1 to 50 of 120 Companies

<input checked="" type="checkbox"/>	Company Name	Revenue (US\$m)	Employees	Phone	Fax	Website
<input checked="" type="checkbox"/>	Bombardier Inc.	18,172.0	70,900	1 514 861 9481	1 514 861 2420	www.bombardier.com

11 You can also click **Chart Results** to perform three types of analysis.

Please use the tabs below rather than using your browser's 'back button'.

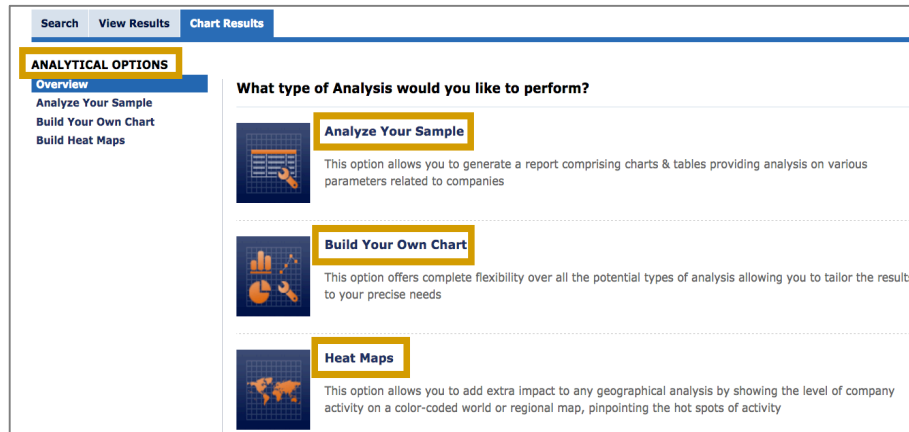
[Search](#) [View Results](#) [Chart Results](#)

Extract 120 selected Companies to Excel

[Select All](#) [Clear All](#)

INDUSTRY : Aerospace and Defense GEOGRAPHY : Canada QUICKSEARCH : Ranked by revenue (descending)

12 Chart Results gives you three **Analytical Options** to tailor the reports to your precise needs. Watch [MarketLine's video](#) on using these options for more information.



You can also create a list of companies operating in a specific industry using Hoovers and PrivCo. Each database will generate different and overlapping lists. For more information, see the video on how to *Create a List of Companies with Hoovers and PrivCo* in the BRYT (Business Research at York Toolkit) section of York University's Library website.